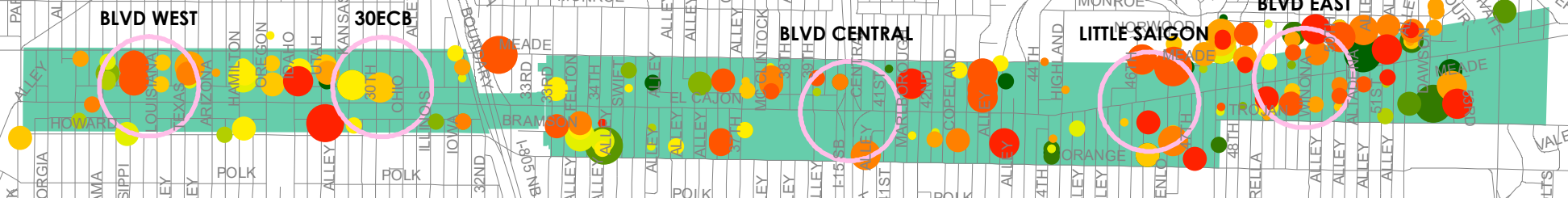
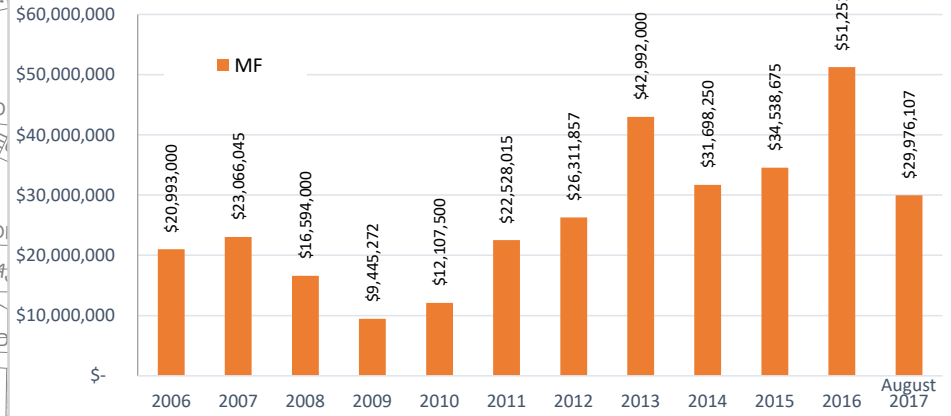


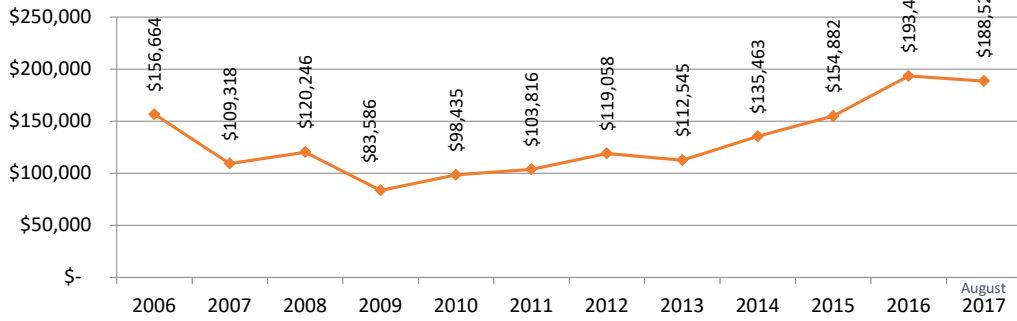
El Cajon Boulevard Investment Multi-Family Sales

Real Estate Investment Jan. 2006 - Aug. 2017

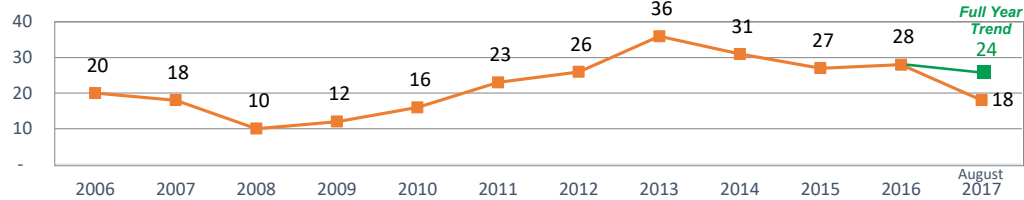
Property Sales - Multi-Family



Price Per Unit - Multi-Family (Avg)



Number of Sales - Multi-Family



Sale Amount

- \$125,000 - \$900,000
- \$910,000 - \$1,820,000
- \$1,950,000 - \$3,500,000
- \$3,700,000 - \$6,323,500
- \$7,113,500 - \$12,274,000

Sale Year

- 2006
- 2007
- 2008
- 2009
- 2010
- 2011
- 2012
- 2013
- 2014
- 2015
- 2016
- 2017

■ El Cajon Boulevard BIA Boundary
 □ Vibrant Business Hubs

Data: CoStar Comps

Map: El Cajon Boulevard BIA